

# Welcome to Reception



**Head Teacher:**  
**Mrs Helen Bruce**

*“From little pips,  
mighty apples  
grow”*



**Early Years Lead:**  
**Mrs Claire Carron**

# Meet the Reception Team...

**Class 1 Teacher:  
Miss Rebecca Langley**



**Class 2 Teacher:  
Miss Connie Stamp**



**Reception Teaching Assistants:**

**Miss Sophie  
Jennings**



**Mrs Beckie  
McLean**



# Our School Ethos







# Grow your learning

## Grow your learning

### The branches of our curriculum

#### I am healthy

**Physical:** PE curriculum, Daily mile, Forest school, Competitions, outdoor learning, residential, after school club, healthy eating, Jigsaw, Walk to school, Swimming, Breakfast club, cookery club

**Mental:** Zones of regulation, mental health register, Thrive, Jigsaw, mindfulness, Supernanny\ my school health

**Financial:** World of work, careers benchmark, money skills.

#### I reach my potential

Individual pupil progress. Targeted feedback. Planned support. Specific, measurable interventions, Celebrate achievements: Daily feedback, class rewards, Star of the week, Value of the week, Visits, visitors, reading challenges







# Grow your learning

## Grow your learning

### The branches of our curriculum

#### I am happy and safe

Safe: Safeguarding policies and procedures- 'everyone's responsible', E-safety, Blossom code, pupil check ins, Anti-bullying, peer on peer, Thrive, CPOMs, professional services, Early Help, parents as partners  
Happy: Our Curriculum, Jigsaw, behaviour policy, Thrive, Achievement assemblies, value celebrations

#### I have opportunities

Opportunities for all: clubs, sports, homework club, dress up days, birthday celebrations, forest school, visits, visitors, event days, support metacognition, bespoke SEND support, pupils as leader (eco-warriors, school council, buddies, forest school leads, classroom role, pupil premium profiles, poverty proofing.

#### I have a voice

Pupil voice monitoring, Parent voice monitoring, Blossom code, pupils as leaders, metacognition training, Support plans, gloriously ordinary ethos, mental health check- ins, Parents as partners, Supernanny, Environments\ display, Forest School ethos, talk partners, Thrive, Jigsaw





# Reception Curriculum

We have worked hard to develop a curriculum that is progressive, inclusive and engaging for all learners. We follow half-termly topics to ignite children's curiosity and enthusiasm for learning. Within our topics we provide a range of well planned, exciting, stimulating and challenging activities, for high quality play, both inside and outside.



## Prime areas

- Personal, Social and Emotional Development
- Physical Development
- Communication and Language

## Specific areas

- Literacy
- Mathematics
- Understanding the World
- Expressive Arts and Design

# What learning looks like in Reception



- The Reception area consists of two separate classrooms, a shared learning area and a richly resourced and inviting outdoor area and Nature Zone.
- Children have the opportunity to play and learn outdoors every day in their secure garden area.
- Children in Reception work and learn in many different ways - play to learn 'busy time', whole class carpet time, small group work and 1-1 sessions
- Across the year we aim to offer a range of real life experiences, trips and opportunities for parents to become involved - one of our first parent projects is the Personality Patchwork



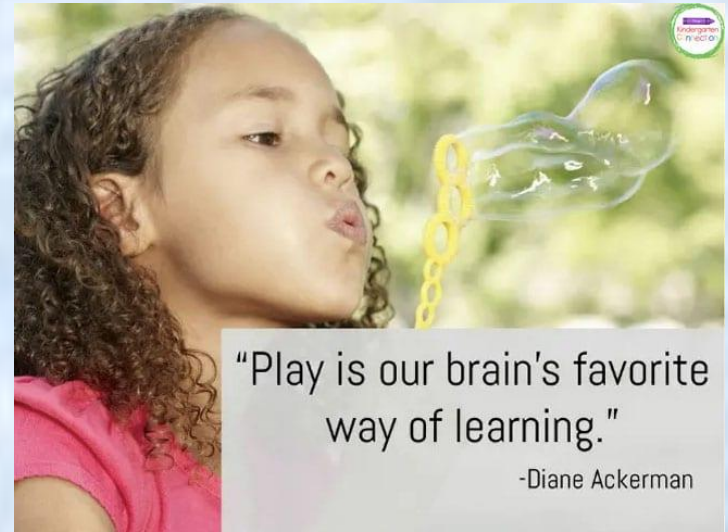
# PLAY ... PLAY ... and more

## PLAY!



"Children need the freedom and time to play. Play is not a luxury. Play is a necessity."

-Kay Redfield Jamison



"Play is our brain's favorite way of learning."

-Diane Ackerman



Play is the work of the child.

- Maria Montessori



*Play is the highest form of research-*  
*Albert Einstein*





# Outdoor Learning

We have fantastic daily opportunities for the children to play and explore on a large scale outdoors in our secure Reception Garden as well as regularly in our Nature Zone.

It is imperative that children come prepared for the ever changing weather.



Warm  
waterproof  
coats

Wellies - to be  
kept in school

Hats and sun cream in warm  
weather



Sensible footwear  
- no sandals







# Plan

# Do

# Review

At Forest School, we follow a 'Plan, Do and Review' approach. Each child plans their activity, carries it out, and reflects on what they have done during snack and recall. This teaches them to take initiative, solve problems, work with others, and accomplish their goals. Their play becomes more purposeful, focused and fun.



# Statutory Reception Baseline Assessments (RBA)

## Reception Baseline Assessment

### Do you have a child starting reception class?

If so, your child will be participating in the reception baseline assessment (RBA) within the first 6 weeks of starting reception.

The purpose of the assessment is to provide the starting point for a new measure that will help parents understand how well schools support their pupils to progress between reception and year 6.

### What is the RBA?

The RBA is a short, interactive and practical assessment of your child's early literacy, communication, language and mathematics skills when they begin school, using materials that most children of your child's age will be familiar with. It became statutory for all schools from September 2021.

### What does participating in the RBA mean for my child?

The RBA is not about judging or labelling your child or putting them under any pressure. Your child cannot 'pass' or 'fail' the assessment. Its main purpose is to create a starting point to measure the progress schools make with their pupils.

**Within the  
first 6  
weeks of  
school**

# Statutory Reception Baseline Assessments (RBA)

## How do I prepare my child for the assessment?

You do not need to do anything to prepare your child for the assessment. Your child is unlikely to even know that they are doing an assessment when they are completing the tasks.

## What if my child cannot access the assessment?

Your child will answer questions verbally or by pointing at or moving objects. The assessment has been designed to ensure that it is inclusive and accessible to as many children as possible, including those with special educational needs or disability (SEND), or English as an additional language (EAL). The teacher can pause the assessment at any time if your child needs a break. There are also modified materials available for children with visual and hearing impairments.

## How will the data be used?

The data from the assessment will only be used by the Department for Education when your child has reached the end of year 6, to provide the baseline to measure the progress of your child's year group from reception to year 6. The data from the assessment, including numerical scores, is not shared with you, pupils, teachers, or external bodies, including schools, and there will be no published scores at pupil, school or national level.

[RBA Parent  
Information  
Leaflet](#)

# Lunchtimes in School



- Reception eat lunch in the school Canteen and are supported by Lunchtime Supervisors and School Staff.
- We begin our lunchtimes a little earlier than the rest of the school so that we are settled first and the canteen is quieter.
- Children may choose between a hot school dinner or to bring a healthy packed lunch from home.
- Please register for School Meals - info in pack.



North Tyneside Council



# Food and Drink



Named water bottle to be brought in each day - no juice or flavoured water



A variety of fruit is provided daily

Discussions around staying fit and healthy and a focus on oral health



*Cool Milk*  
[www.coolmilk.com](http://www.coolmilk.com)

# Health and Self Care



- We encourage and support the children to develop independence and self-help skills. These are all super little challenges to practise over the summer holidays!

Going to the toilet  
and managing  
personal hygiene  
independently

Pulling sleeves  
through  
jumpers and  
cardigans which  
are inside out



Using a knife  
and fork



Putting on and  
fastening coats



Effective hand  
washing

# Medical Information



- Staff can only administer medicines which have been prescribed for your child.
- If you do have prescribed medication, you must complete a 'Medication Form'. This indicates the dosage and the frequency the medicine needs to be administered. These are available from the school office.
- Please advise us of any medical information and allergies relating to your child on the school admission form.





# Reception Transition Visits



*“From little pips, mighty apples grow”*

- All new Reception children have the opportunity to meet their teachers and peers and spend time in their new classrooms on 5th and 6th July.
- Session dates and times are in your Welcome Packs.
- Parents are invited to stay for lunch with their child on Tuesday 5th July. Pre-ordering food is essential.
- September Stay and Play days - invites in welcome packs.



# Starting school

**“Every student matters, every moment counts”**

We know that starting school is a really big step. We support every child in our care to thrive in our school and our community and develop a lifelong love of learning.

With this in mind we phase entry, across the first week, into Reception. This enables your child to be part of a smaller group when they are meeting new teachers, talking to new friends and becoming familiar with their classroom, the school and routines. It also gives Reception staff the opportunity to work with your child, to talk to them as they choose activities and to build relationships.

As a result, our children at Appletree settle into Reception quickly and happily, ready for the adventures ahead!



# September Stay and Play

**Tuesday 6th September**

Monday 5th September - Staff Training Day

Tuesday 6th September - Stay and Play sessions

To ensure a smooth transition with happy and confident children you are invited to bring your child for a Stay and Play session on the date and time stated in your pack. This time will allow you to familiarise children with the reception environment, bring your paperwork and child's birth certificate and have conversations with staff.

**IMPORTANT - Remember to bring your completed forms, including online AUP to the Stay and Play session.**





# 2 Days - Part Time

**Wednesday 7<sup>th</sup> & Thursday 8th September 2022**

All Reception children will start school on Wednesday 7th September for **either** a morning or afternoon session.

## **Morning session: 8:45 - 11:30**

If your child currently attends morning Nursery they will attend the morning session in Reception.

## **Afternoon session 12:30 - 3:20**

If your child currently attends afternoon Nursery they will attend the afternoon session in Reception.

If your child attended our Nursery for 30 hours or does not attend AGFS Nursery, you will have confirmation in your welcome pack of which session to attend.

**School will be operate extended Wraparound care for Reception children during these days. Please contact our Out of School Club manager, Susanne, for more details.**



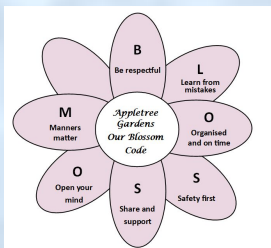
# Full Days in Reception

Friday 9th September

All children will stay for full days from  
Friday 9<sup>th</sup> September

**Full School Day: 8:45am – 3:20pm**

\* Some children may require a longer transition period which will be discussed with you if necessary.



# Organised and On Time

## Reading Folders and School Reading Books:

- Books will be changed each week. Please keep reading books and reading records in your child's book bag each day. More information to follow - Getting it right from the start: Reading, Writing and Maths meeting.

## Homework:

- At the beginning of each term we will send out a new Home/School Links letter which will outline upcoming events and provide small weekly tasks and activities to complete at home with your child. Homework will be sent out on a Friday and needs to be returned by Wednesday.

## PE and Forest School: Every Wednesday

- Children to come in full PE kit which is also suitable for playing in the forest however wearing layers is strongly advised, depending on the weather conditions. We provide full sets of waterproofs.





# School Uniform



School Uniform and P.E. kit – see welcome pack for details.

Children should bring a warm, waterproof coat every day.

Children should keep a pair of wellies in school.

On PE day children should come to school in their PE kit.

Please ensure **ALL** items of clothing are clearly named to help children develop independence in managing their belongings.

# Collecting Your Child

- Children are collected from the Reception door at the end of the session.
- Please be on time.
- Staff need to be informed if a different person is collecting your child each day.
- 'Pickup Password'.
- Please introduce child minders / carers beforehand if possible.







# How can I get involved as a parent/carers in Reception?

**Drop in dates:** Autumn 1: Reading, Spring1: Writing, Summer 1: Maths

**Statutory meeting:** Getting it right from the start: Reception Reading, Writing and Maths

## **Assemblies:**

Autumn Term- Christmas performance ( to be arranged)

Spring Term - Year Group Assembly

Summer Term - Year Group Assembly



**Trips:** We try to go on several trips across the year to enhance our learning and these are only possible with the support of parents and carers

# 'Getting it Right from the Start'

Supporting your child with reading, writing and maths

## Beginning of Autumn Term

This meeting provides key information and practical ideas to help develop your child's reading, writing and maths skills at home.





# Personality Patchwork

## Parent and Child Project



**Normally in October**



# How can I keep in touch?

- **Main Office** - Absences and early collection messages must go to the main office
- **Website** - Whole school information, curriculum coverage, school policies etc. year group pages
- **Newsletter** - Whole school information and dates for your diary
- **Parent Mail** - Reminders for example trips (text message and email)
- **Seesaw** - Share our learning and achievements, general messages or concerns (staff and parents)
- **Twitter** - Follow whole school events and celebrations  
[@Appletree\\_First](#) and the Reception page  
[@AGFS\\_Reception](#)





# Seesaw



Please sign up to Seesaw Family.

It is an excellent tool for communication and it allows us to share key moments in your child's learning journey.

You will find your code in your Welcome packs.

More than one family member can sign up.

# Appletree Extended Childcare Provision

- Breakfast Club
- Wraparound Care
- After School Club
- Holiday Club
- 2 Year Old Provision




**Susanne Cross – OOSC Manager**  
**Details and prices in Welcome Packs**





# Out of School Club







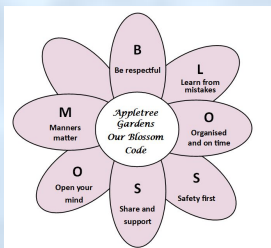
## P.T.F.A.

At Appletree we have an enthusiastic and pro-active P.T.F.A. who are always looking for new members!



Are you keen to get involved?

Follow our Facebook page:  
'Appletree Gardens First School PTFA' for more information.



# How can we support you?

**On the door** - staff are available to speak to both morning and afternoon while the doors are open.

**Supernanny** - We are delighted to have our own school nurse, Jane Crudace, working with us at Appletree. Jane is Supernanny, Nanny McPhee and school health all rolled into one. She is available to work with parents on strategies to support a wealth of health and wellbeing issues. Jane can also work directly with the pupils to support and identify needs with parental permission.

**SENDCo** - Ms Johnson is the Special Educational Needs Coordinator and leads on SEN provision at Appletree. If you would like to talk to Ms Johnson, please contact the school office to arrange a meeting.

**Early Help** - Early help is there to find out what is working well in your family and to build on your family's strengths and achievements. Early help is a way of getting extra support for your family as soon as possible when things happen. For more information please see [Early Help Leaflet](#)





**Thank you for joining us today.**

**We look forward to working in partnership with you and your child to ensure they settle into their new class and achieve their full potential.**

